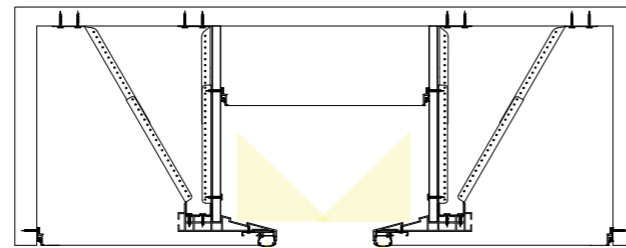


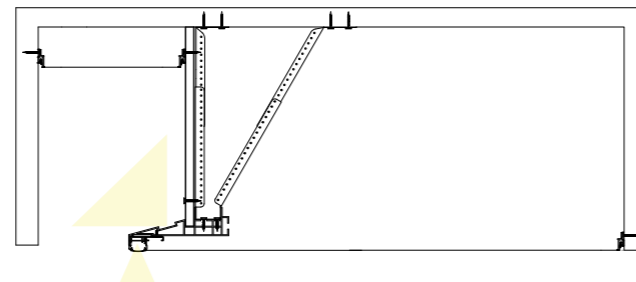
DIFFERENT LIGHT EFFECTS



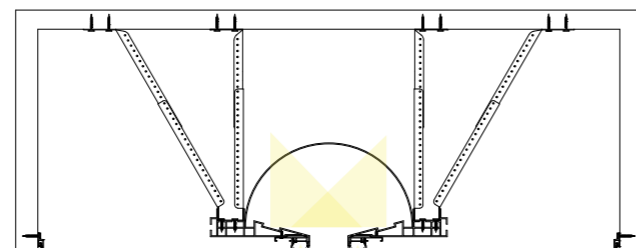
Supplement some visual effects and illusional extra space and height to the room.



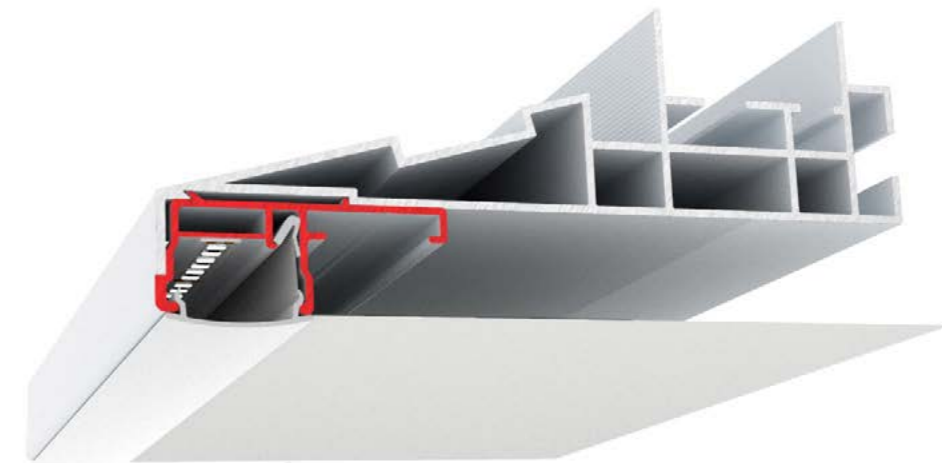
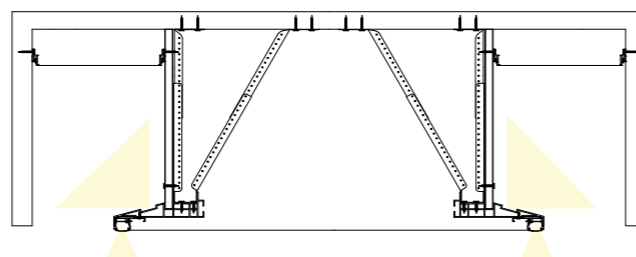
Add elegant indirect wall washer lighting to the base ceiling and walls and direct lighting line to the perimeter of the ceiling, that is a modern way to use light source, that can be unique additional light element.



Create fascinating modules, with the soft moodlight in the edges, that can be either pieces of art (with printed, relief or alternative materials) or other stunning decorative details integrated to Your ceiling or walls.



Design and build spectacular light lines (max width 30 cm) that would evoke wow effects and make the most pleasing outcome in adding the accent lighting.



AL 25 Light for AL 25 Cornice
Used with MINI harpoon

This lighting profile adapter has been specially designed to allow the installation of LED strips along the edge of AL 25 Cornice panels. This makes it possible to create lines of light that frame the panel and emphasize its shape and appearance in both wall and ceiling constructions.

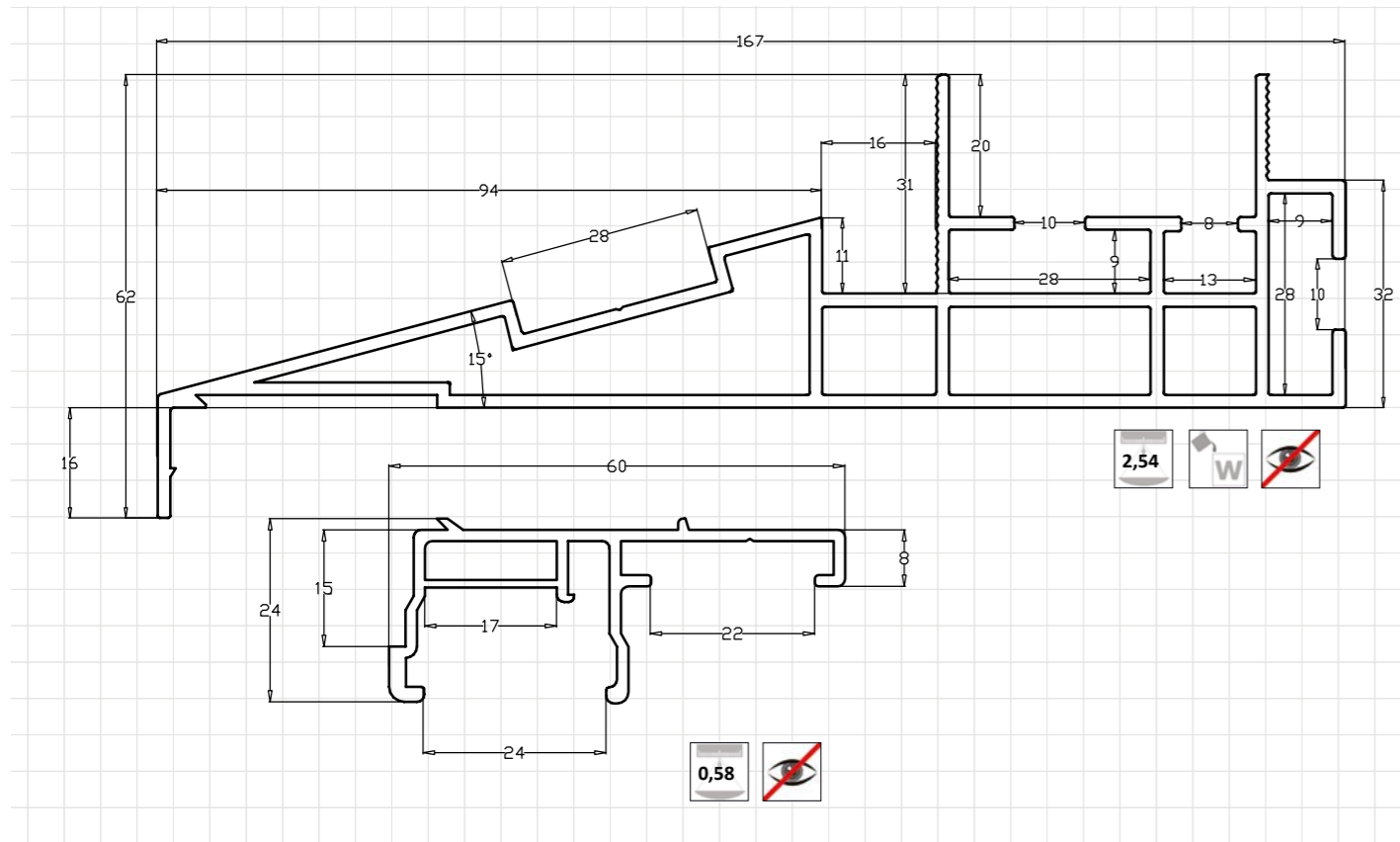
FEATURES

- Used for creating perimeter light line along the panel of AL 25 Cornice
- For installation of stretch ceiling only
- Easy to install
- Used with LED strip
- Combined with the black diffuser, it is ideal for creating concealed lighting in home theatres
- By using this lighting adapter with an additional LED strip mounted on to of the main profile AL 25 Cornice, a very interesting effect of combining direct light and areola light is achieved.

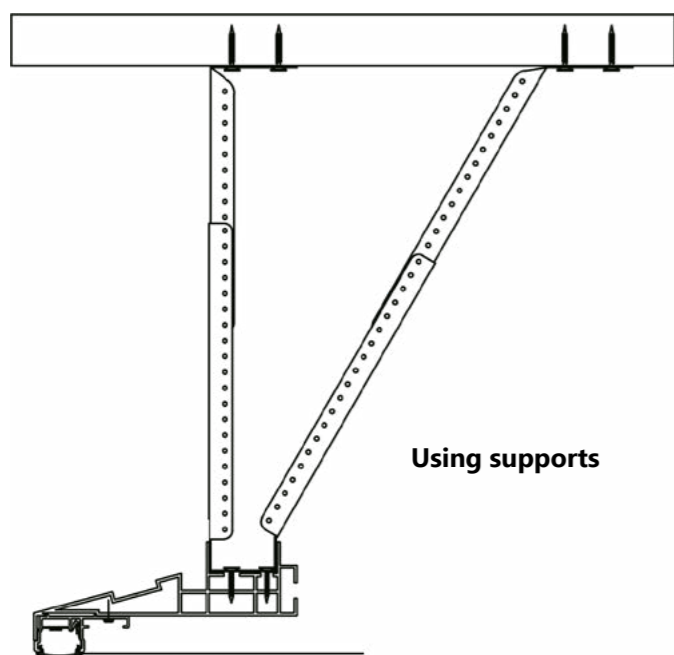
OBJECTS DONE WITH THIS PROFILE



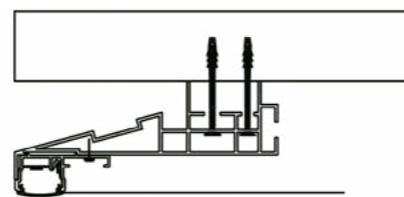
PROFILE REAL-SIZE DIMENSIONS



ABILITY TO INSTALL THE PROFILE TO THE BASE CEILING



Using supports



Mounting to the base ceiling

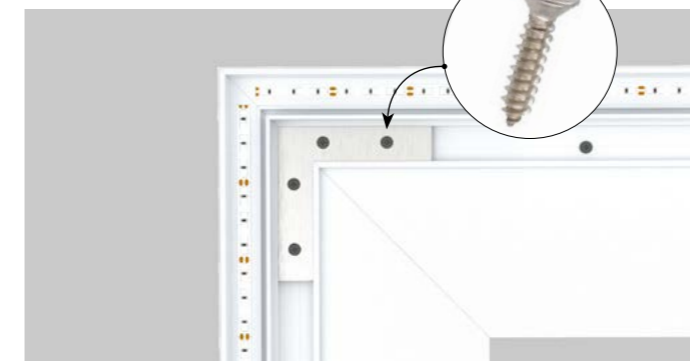
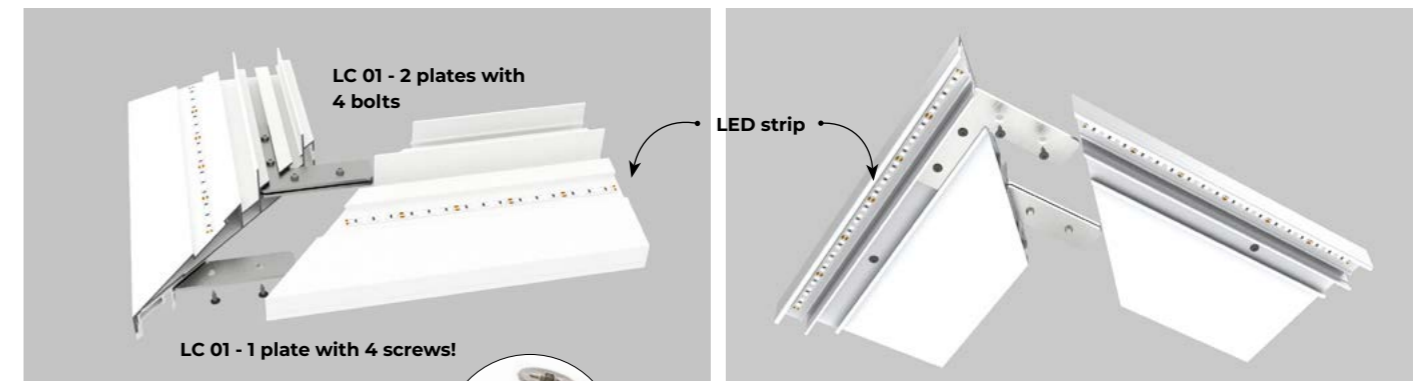
DESCRIPTION

AL 25 Light is a special additional profile for installing to the AL 25 Cornice profile for creating straight lighting line on the perimeter edge of the panel. Additional LED strips can be also installed on the base profile at an angle of 15 degrees from the horizontal line to create wallwasher light on the base ceiling and surrounding walls.

- LED strip width 10 - 15 mm.
- Side of the cornice which will stay visible with lighting adaptor will be 20 mm.
- Used with MINI Harpoon.
- For light diffusion use VEC 04 white or Black.
- For corner connection use LC 01 (1 plate for adaptor and 2 plates for Cornice), for profile alongation use LC 07 (1 plate for adaptor and 2 plates for Cornice (for inner side)).

NB! Important to use screws (not bolts) with LC 01 for corner connection, as bolting can lead to extrusion of the adaptor.

Corner fixing with LC01



Vecta Support System

